

results XAD 1

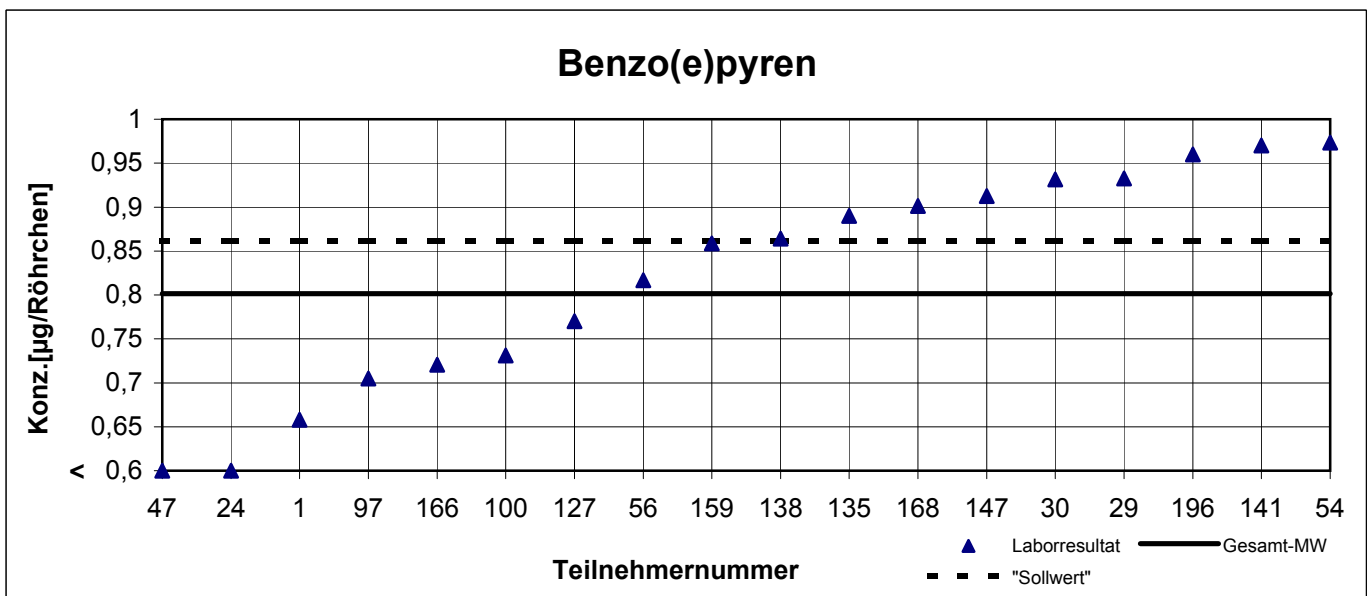
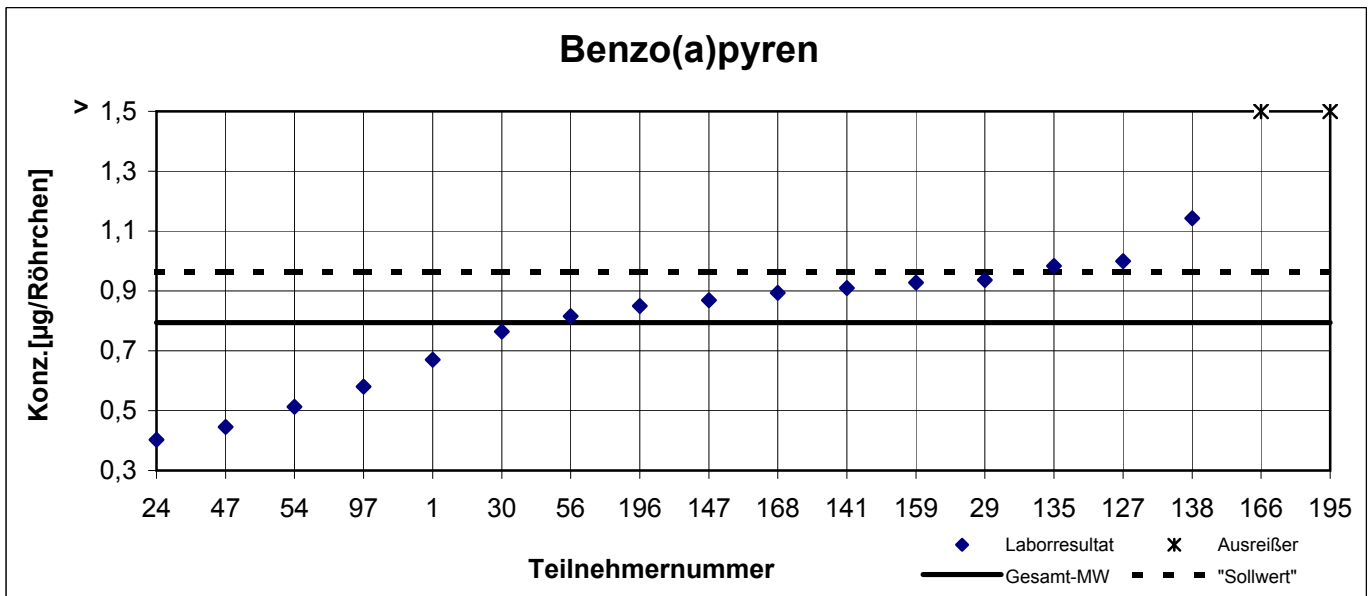
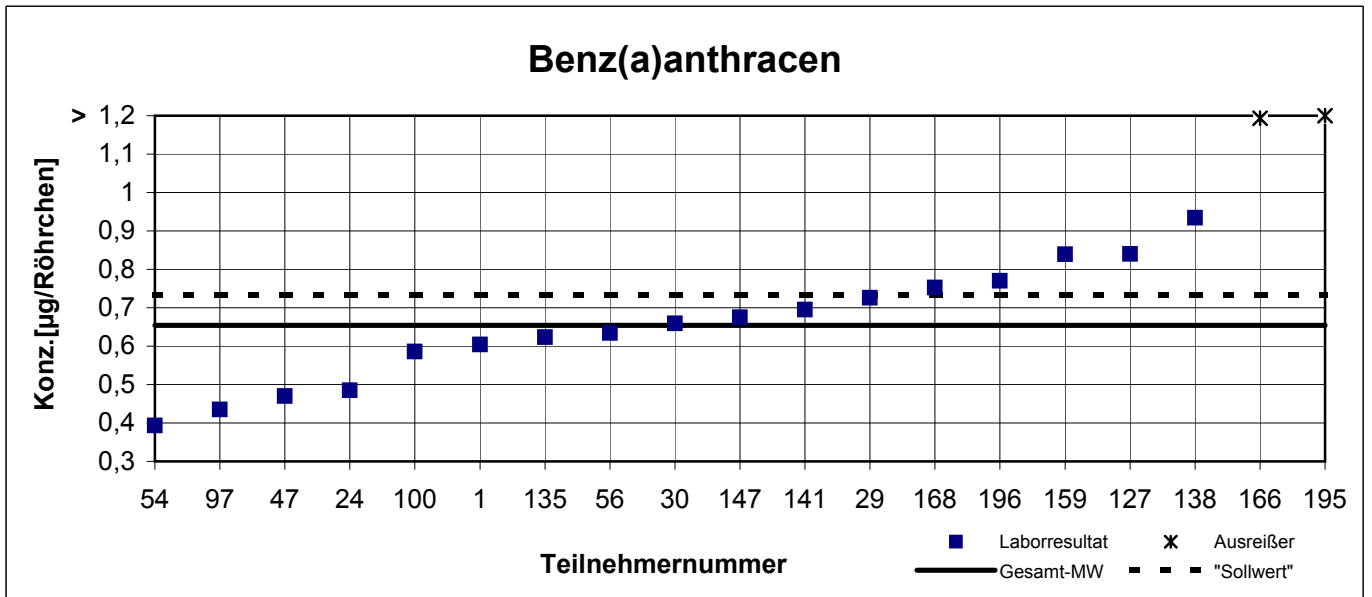
participant number	benz[a]anthracene		benzo[a]pyrene		benzo[e]pyrene		dibenz[ac+ah]-anthracene		anthanthrene*	
	result	z - score	result	z - score	result	z - score	result	z - score		z - score
1	0,605	0,4	0,670	0,8	0,658	0,9	0,189	0,9	0,114	k.A.
20	k.A.	k.A.	k.A.	k.A.	k.A.	k.A.	k.A.	k.A.	k.A.	k.A.
24	0,485	1,3	0,403	2,5	0,427	2,3	0,099	2,9	0,028	k.A.
29	0,726	0,5	0,937	0,9	0,933	0,8	0,263	0,7	k.A.	k.A.
30	0,660	0,0	0,765	0,2	0,932	0,8	0,385	3,3	0,220	k.A.
43	k.A.	k.A.	k.A.	k.A.	k.A.	k.A.	k.A.	k.A.	k.A.	k.A.
47	0,470	1,4	0,446	2,2	0,406	2,5	0,109	2,7	k.A.	k.A.
54	0,393	2,0	0,513	1,8	0,973	1,1	0,057	3,8	3,967	k.A.
56	0,634	0,2	0,815	0,1	0,817	0,1	0,209	0,5	0,149	k.A.
97	0,435	1,7	0,580	1,3	0,705	0,6	0,105	2,7	0,125	k.A.
100	0,586	0,5	k.A.	k.A.	0,731	0,4	0,343	2,4	k.A.	k.A.
127	0,840	1,4	1,000	1,3	0,770	0,2	0,290	1,3	k.A.	k.A.
135	0,623	0,2	0,983	1,2	0,890	0,6	0,247	0,3	k.A.	k.A.
138	0,934	2,1	1,143	2,2	0,864	0,4	0,262	0,7	k.A.	k.A.
141	0,695	0,3	0,910	0,7	0,970	1,1	0,296	1,4	k.A.	k.A.
142	k.A.	k.A.	k.A.	k.A.	k.A.	k.A.	k.A.	k.A.	k.A.	k.A.
147	0,675	0,2	0,870	0,5	0,913	0,7	0,228	0,1	k.A.	k.A.
157	k.A.	k.A.	k.A.	k.A.	k.A.	k.A.	k.A.	k.A.	k.A.	k.A.
159	0,839	1,4	0,928	0,8	0,859	0,4	0,219	0,3	0,182	k.A.
166	1,193	4,1	1,998	7,6	0,721	0,5	0,366	2,9	0,001	k.A.
168	0,752	0,7	0,893	0,6	0,901	0,6	0,256	0,5	0,141	k.A.
195	1,640	7,5	2,340	9,7	k.A.	k.A.	0,590	7,7	k.A.	k.A.
196	0,770	0,9	0,850	0,4	0,960	1,0	k.A.	k.A.	k.A.	k.A.

values are not included in the evaluation

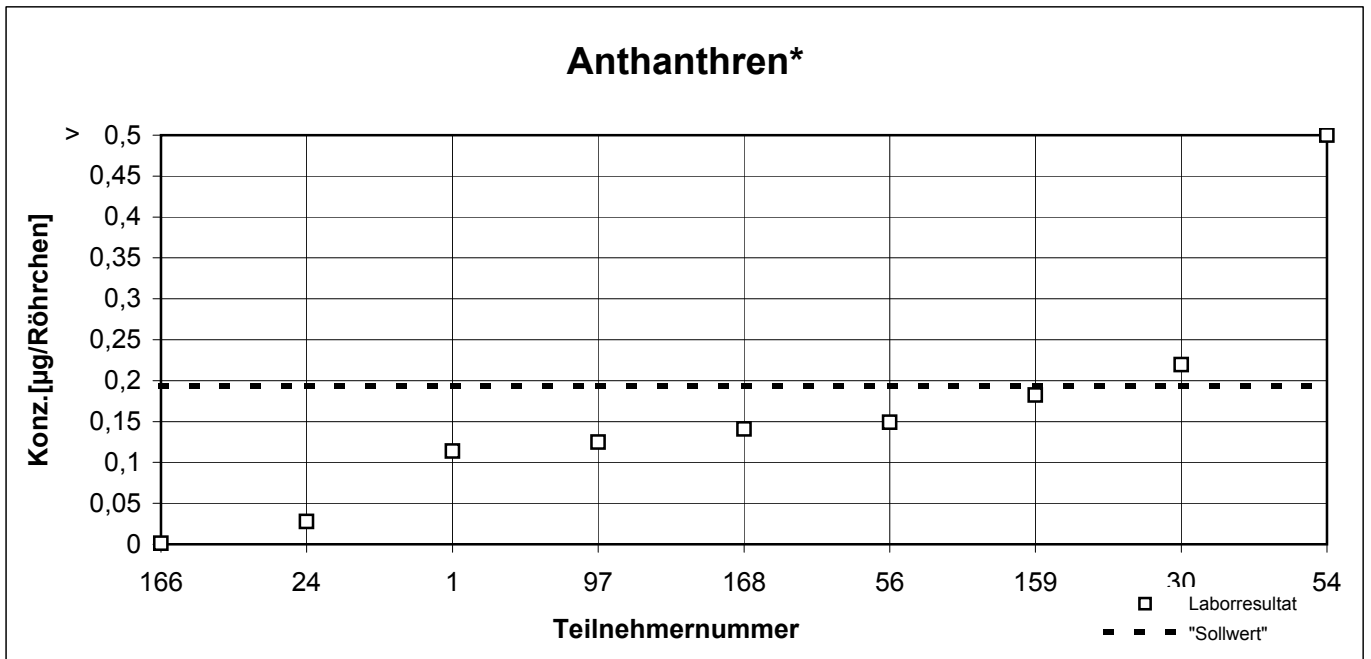
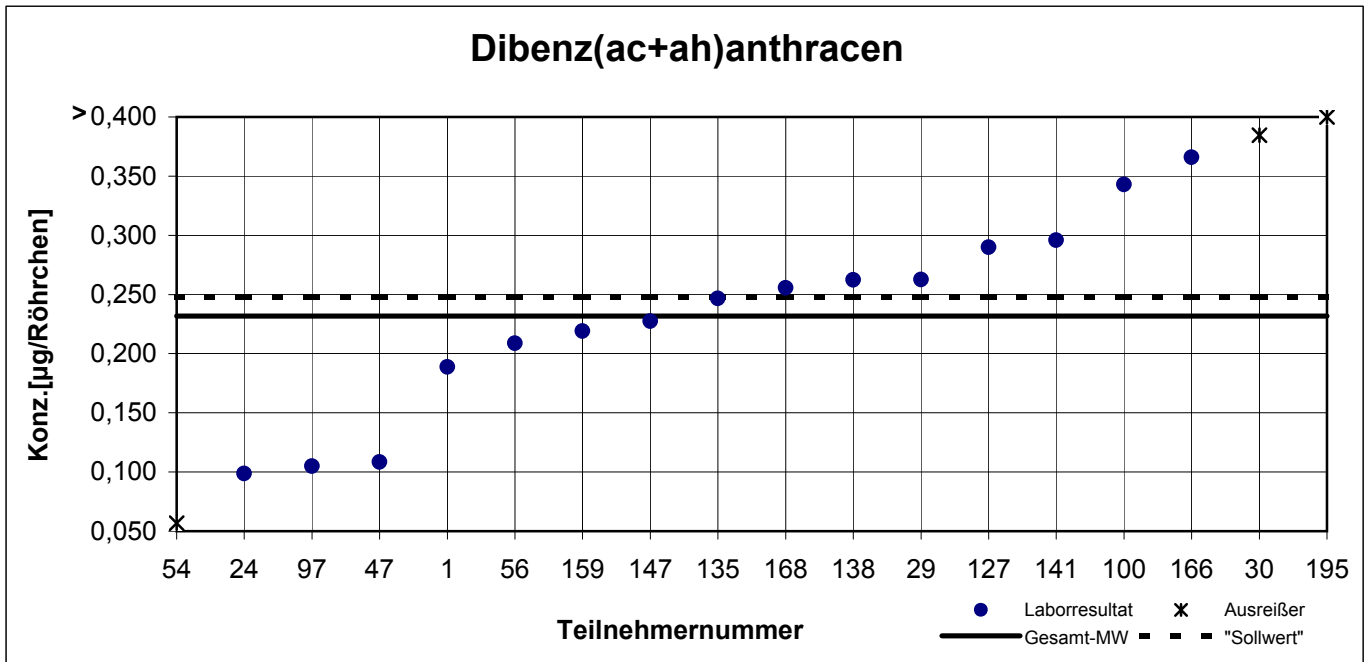
	benz[a]-anthracene	benzo[a]-pyrene	benzo[e]-pyrene	dibenz[ac+ah]-anthracene	anthanthrene*
mean value c_k [µg / sample]	0,654	0,794	0,802	0,232	k.A.
standard deviation S_k [µg / sample]	0,1509	0,2139	0,1704	0,0811	k.A.
relative standard deviation [%]	23,08	26,94	21,26	34,98	k.A.

*see enclosed letter

Laborresultate XAD Röhrchen 1

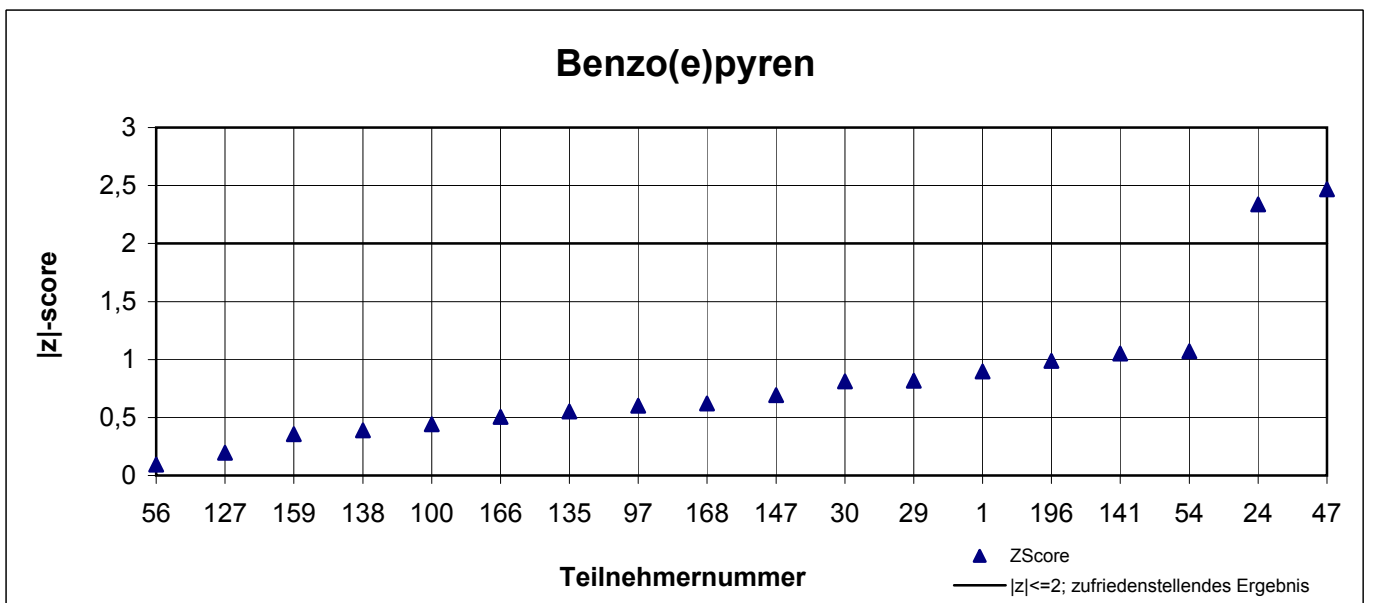
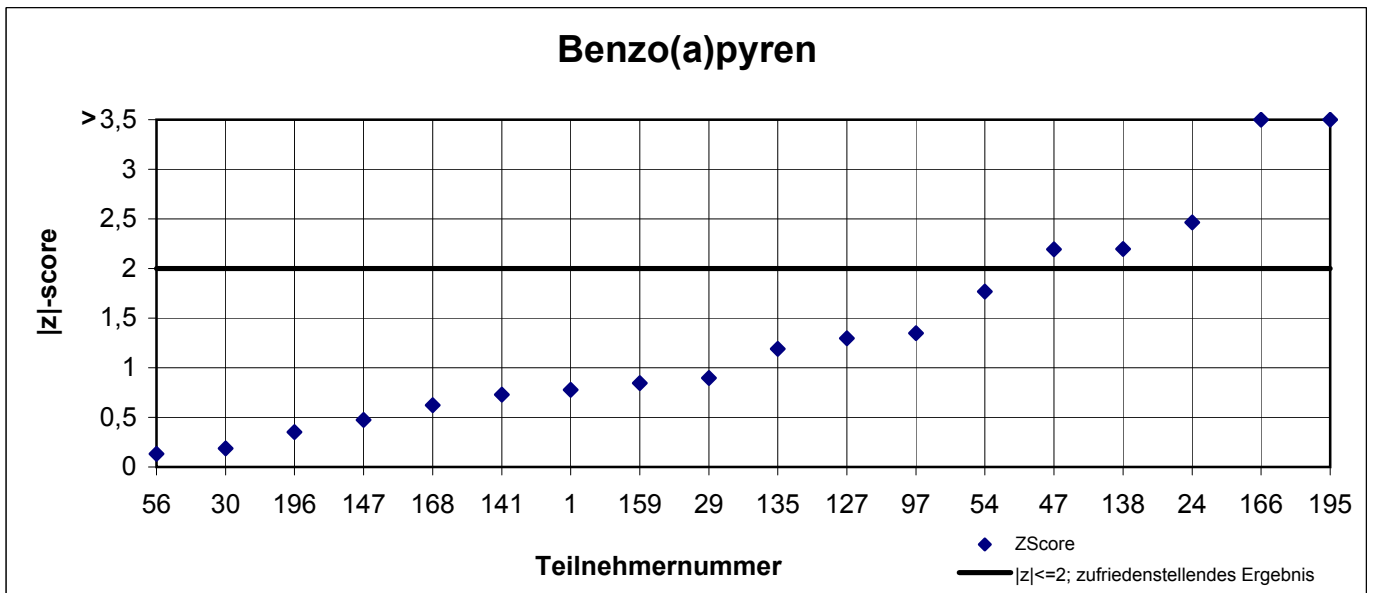
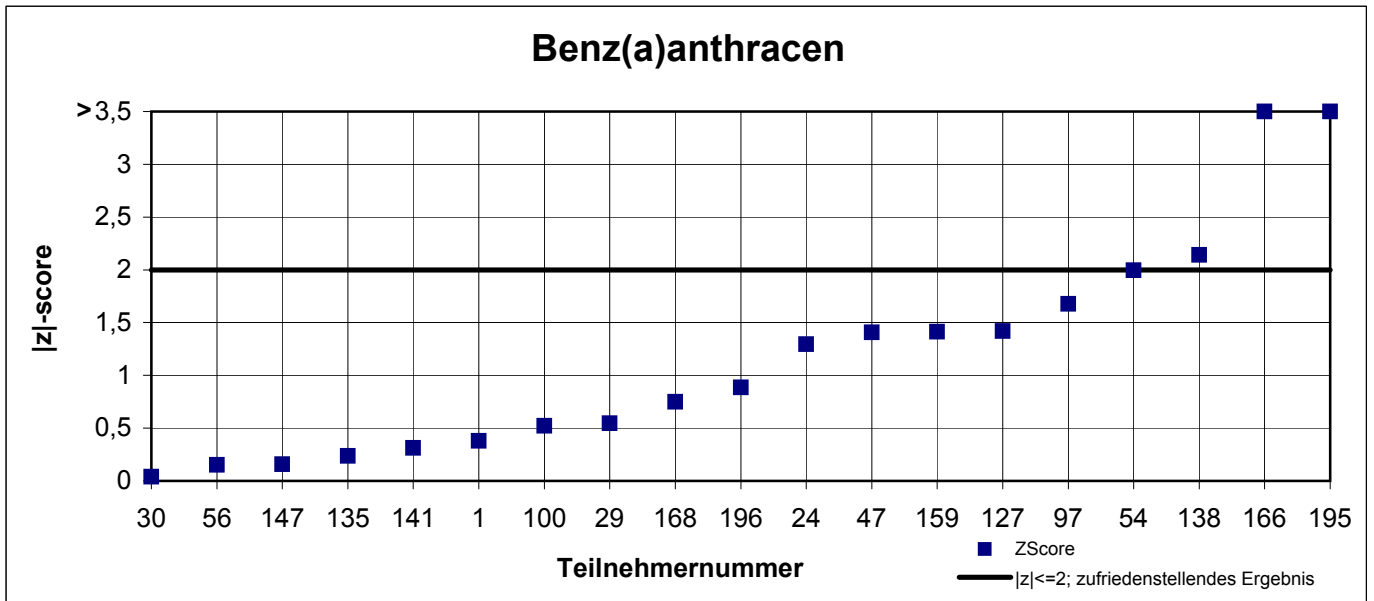


Laborresultate XAD Röhrchen 1

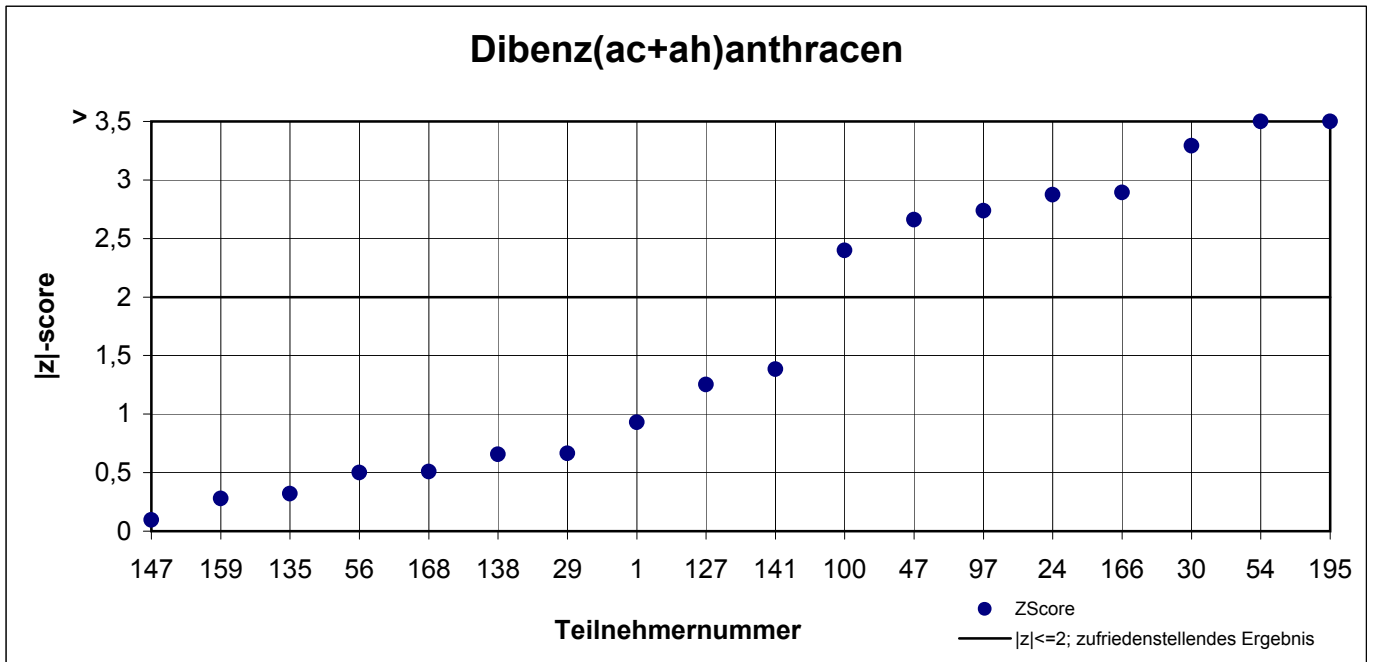


* Aufgrund des geringen Datenmaterials wurden nur die Ergebnisse der Teilnehmer in aufsteigender Reihenfolge dargestellt. Der "Sollwert" entspricht der vom Hersteller aufdotierten Menge.

z-scores XAD Röhrchen 1



z-scores XAD Röhrchen 1



Für Anthanthren wurde kein z-score berechnet (s.Begleitschreiben)

results XAD 2

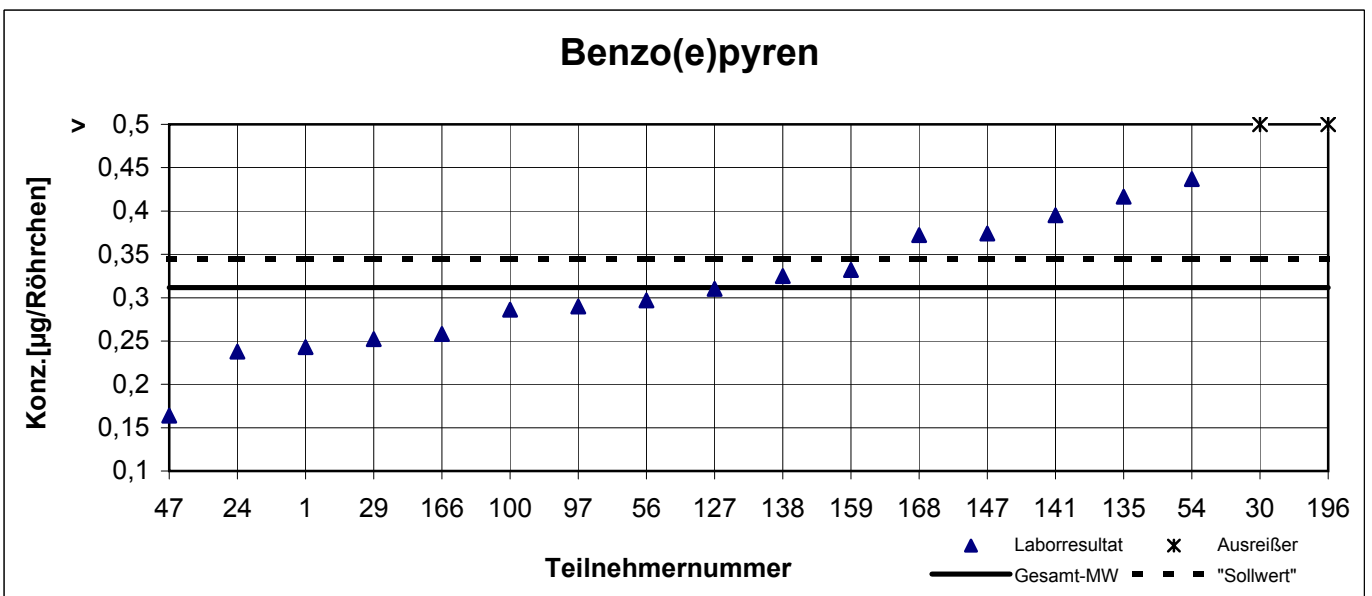
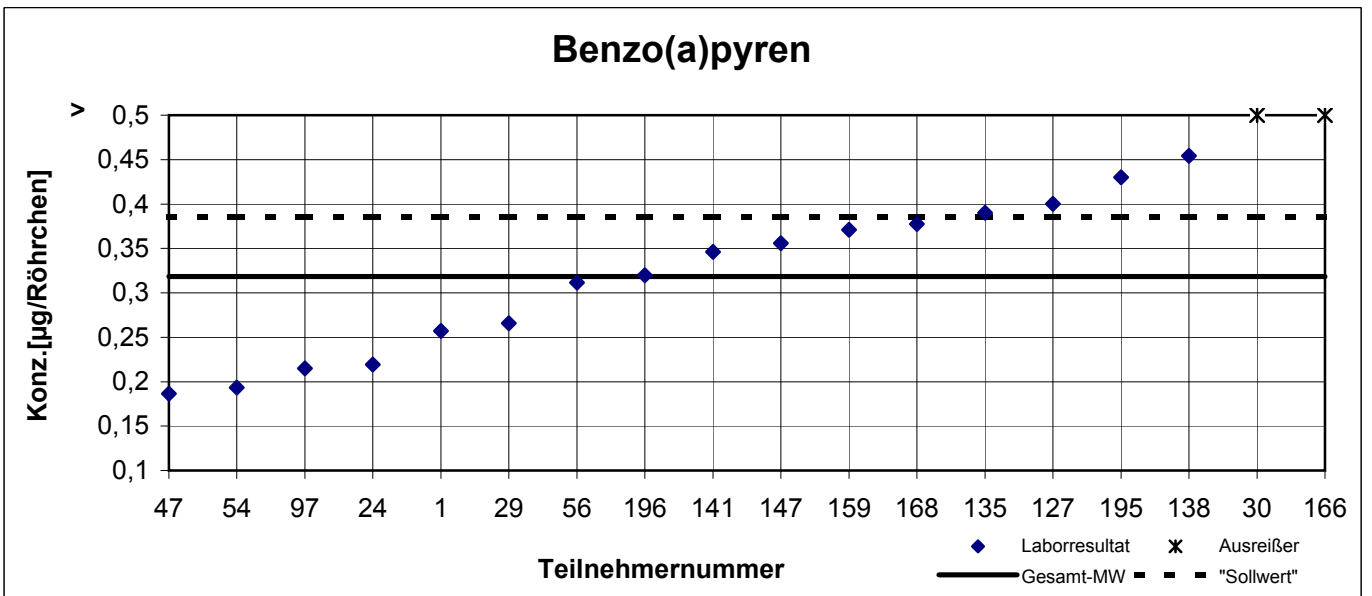
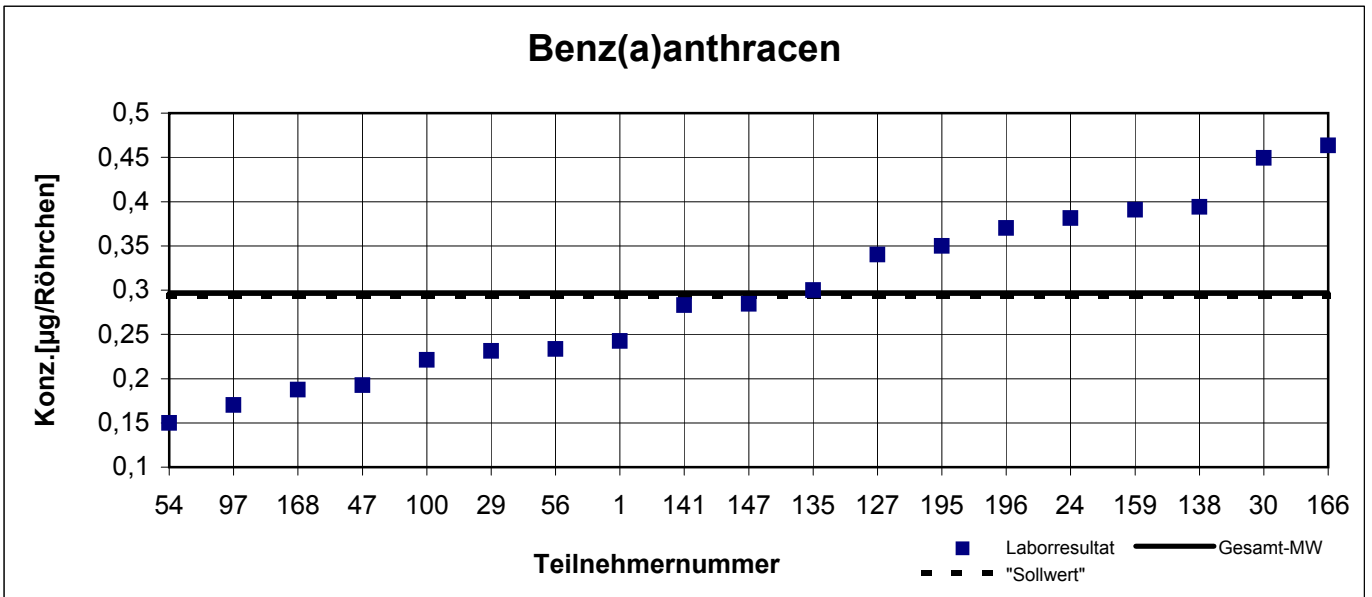
participant number	benz[a]anthracene		benzo[a]pyrene		benzo[e]pyrene		dibenz[ac+ah]-anthracene		anthanthrene*	
	result	z - score	result	z - score	result	z - score	result	z - score		z - score
1	0,243	0,9	0,257	1,0	0,243	1,1	0,203	1,1	0,043	k.A.
20	k.A.	k.A.	k.A.	k.A.	k.A.	k.A.	k.A.	k.A.	k.A.	k.A.
24	0,381	1,4	0,219	1,6	0,238	1,2	0,187	1,4	0,038	k.A.
29	0,231	1,1	0,266	0,8	0,252	1,0	0,208	0,9	k.A.	k.A.
30	0,450	2,6	0,730	6,5	0,551	3,8	0,423	3,2	0,160	k.A.
43	k.A.	k.A.	k.A.	k.A.	k.A.	k.A.	k.A.	k.A.	k.A.	k.A.
47	0,193	1,8	0,187	2,1	0,164	2,4	0,131	2,5	k.A.	k.A.
54	0,150	2,5	0,193	2,0	0,437	2,0	0,097	3,1	3,733	k.A.
56	0,233	1,1	0,312	0,1	0,297	0,2	0,256	0,0	k.A.	k.A.
97	0,170	2,1	0,215	1,6	0,290	0,4	0,120	2,7	0,050	k.A.
100	0,221	1,3	k.A.	k.A.	0,286	0,4	0,380	2,4	k.A.	k.A.
127	0,340	0,7	0,400	1,3	0,310	0,0	0,340	1,6	k.A.	k.A.
135	0,300	0,1	0,390	1,1	0,417	1,7	0,290	0,6	k.A.	k.A.
138	0,394	1,6	0,454	2,1	0,325	0,2	0,304	0,9	k.A.	k.A.
141	0,283	0,2	0,346	0,4	0,395	1,3	0,322	1,3	k.A.	k.A.
142	k.A.	k.A.	k.A.	k.A.	k.A.	k.A.	k.A.	k.A.	k.A.	k.A.
147	0,284	0,2	0,356	0,6	0,374	1,0	0,264	0,1	k.A.	k.A.
157	k.A.	k.A.	k.A.	k.A.	k.A.	k.A.	k.A.	k.A.	k.A.	k.A.
159	0,391	1,6	0,371	0,8	0,332	0,3	0,262	0,1	0,076	k.A.
166	0,463	2,8	0,810	7,7	0,258	0,9	0,480	4,3	0,079	k.A.
168	0,188	1,8	0,377	0,9	0,372	1,0	0,271	0,3	0,065	k.A.
195	0,350	0,9	0,430	1,8	k.A.	k.A.	0,320	1,2	0,020	k.A.
196	0,370	1,2	0,320	0,0	0,650	5,4	k.A.	k.A.	k.A.	k.A.

values are not included in the evaluation

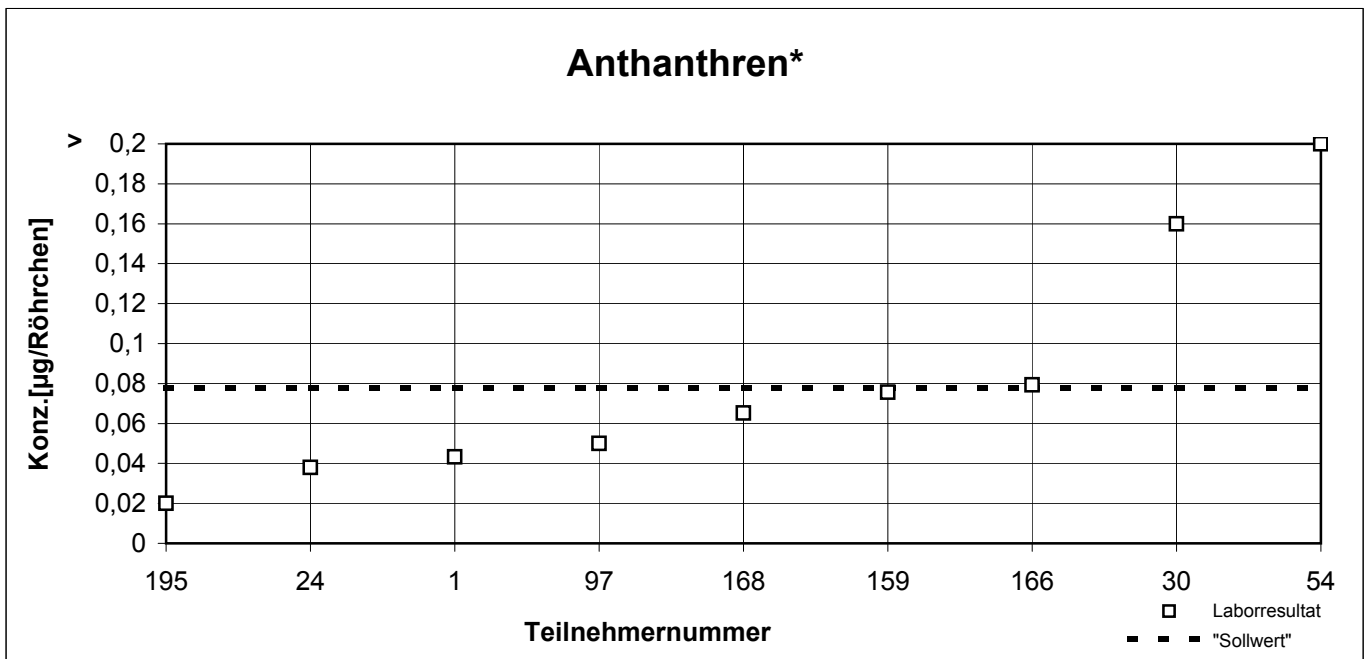
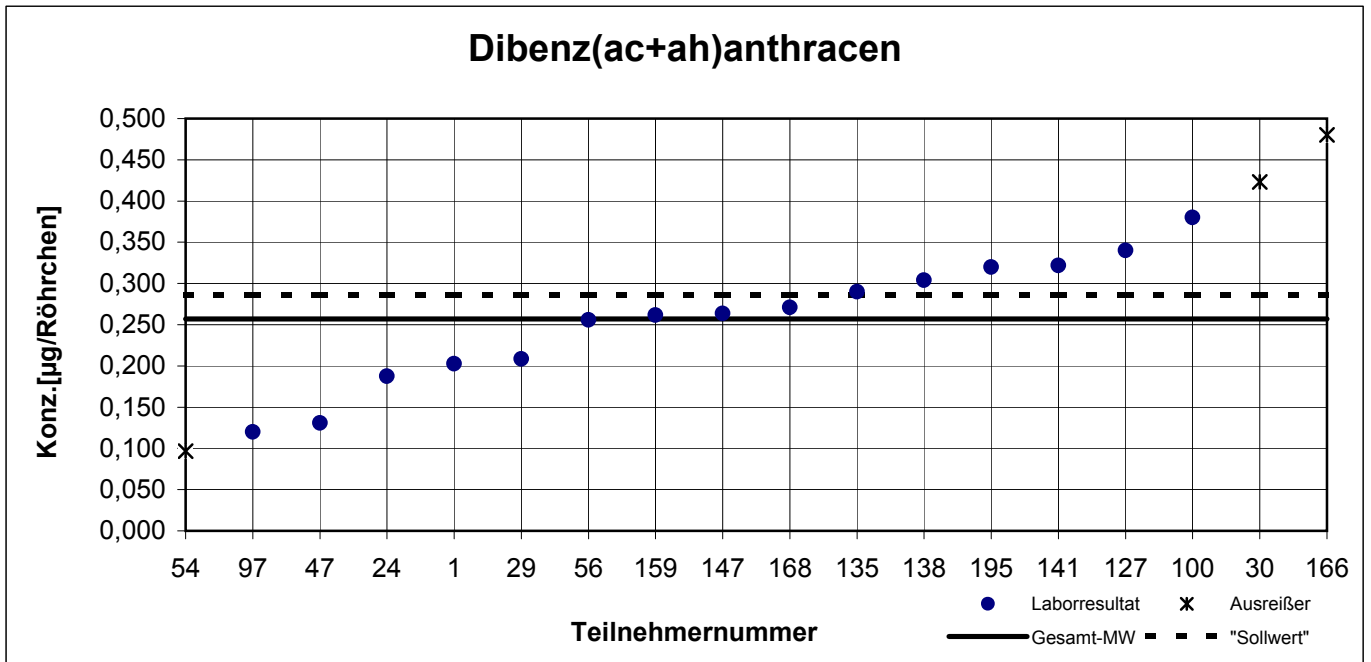
	benz[a]-anthracene	benzo[a]-pyrene	benzo[e]-pyrene	dibenz[ac+ah]-anthracene	anthanthrene*
mean value c_k [μg / sample]	0,654	0,794	0,802	0,232	k.A.
standard deviation S_k [μg / sample]	0,1509	0,2139	0,1704	0,0811	k.A.
relative standard deviation [%]	23,08	26,94	21,26	34,98	k.A.

*see enclosed letter

Laborresultate XAD Röhrchen 2

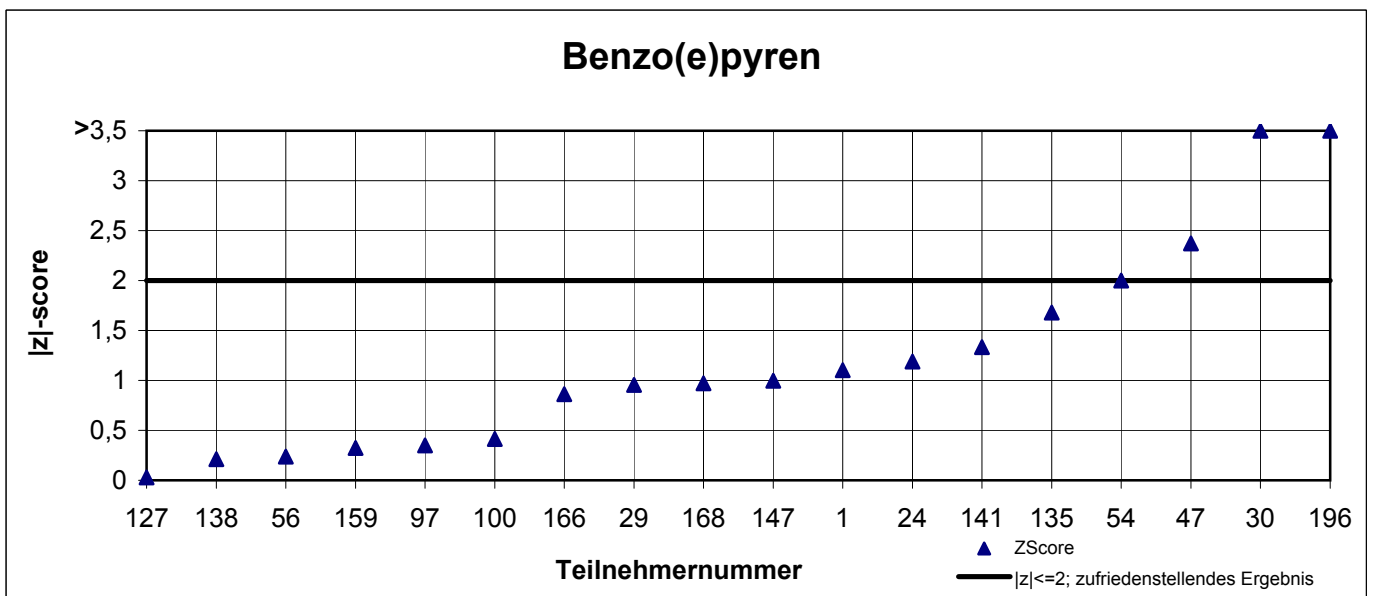
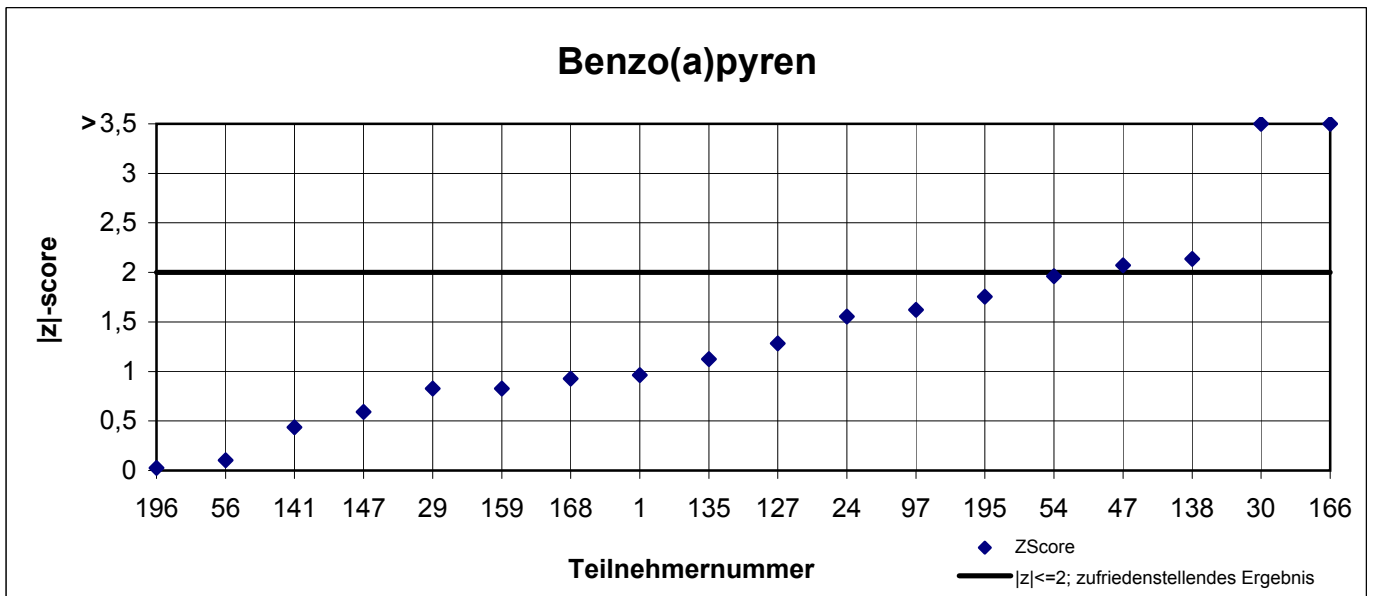
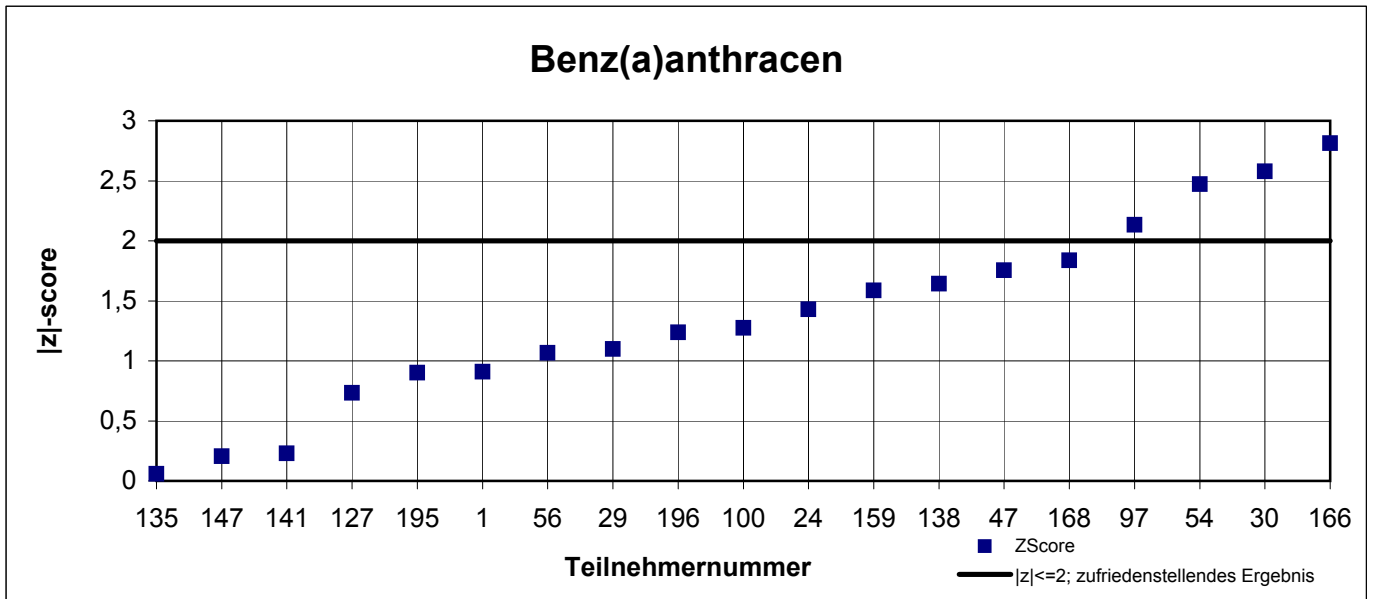


Laborresultate XAD Röhrchen 2

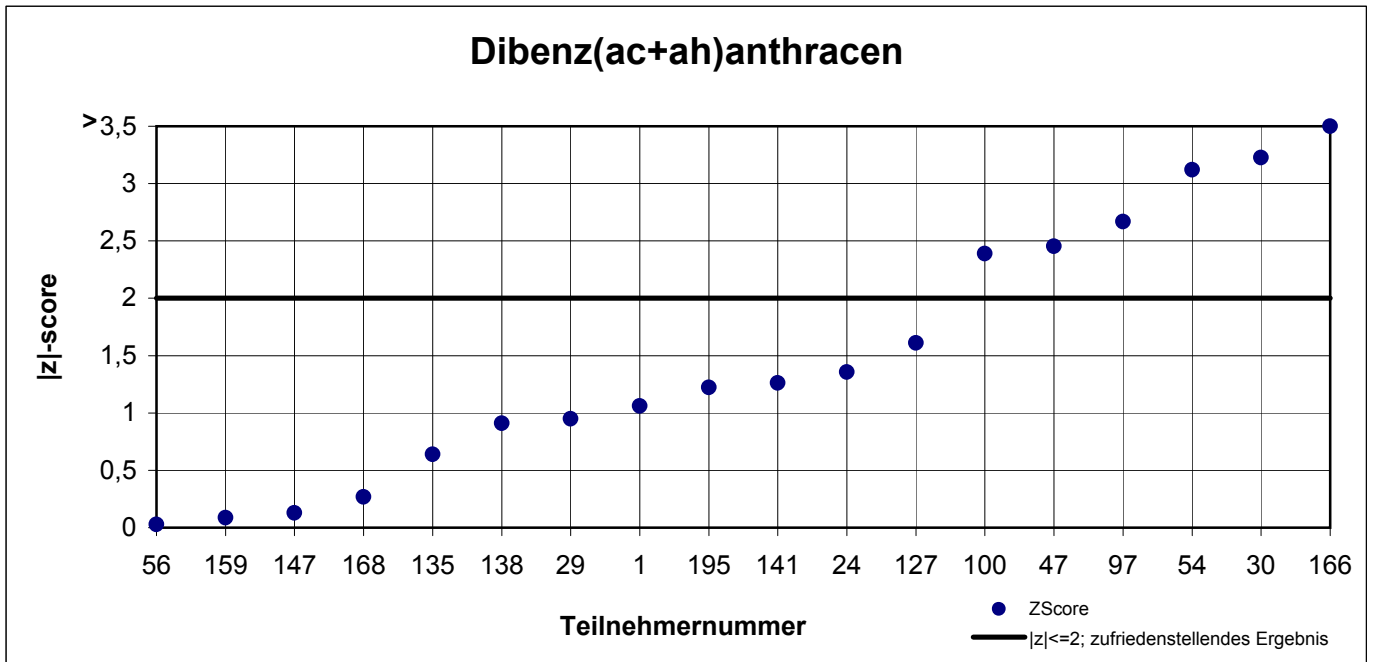


* Aufgrund des geringen Datenmaterials wurden nur die Ergebnisse der Teilnehmer in aufsteigender Reihenfolge dargestellt. Der "Sollwert" entspricht der vom Hersteller aufdotierten Menge.

z-scores XAD Röhrchen 2



z-scores XAD Röhrrchen 2



Für Anthanthren wurde kein z-score berechnet (s.Begleitschreiben)

results XAD 3

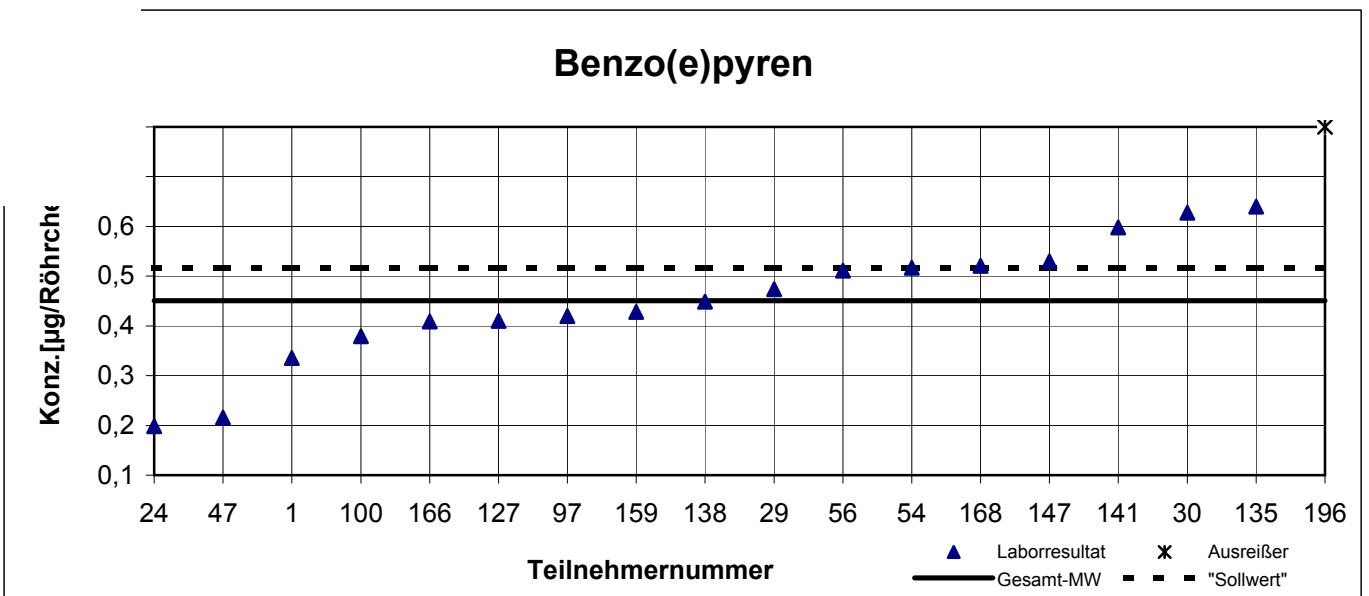
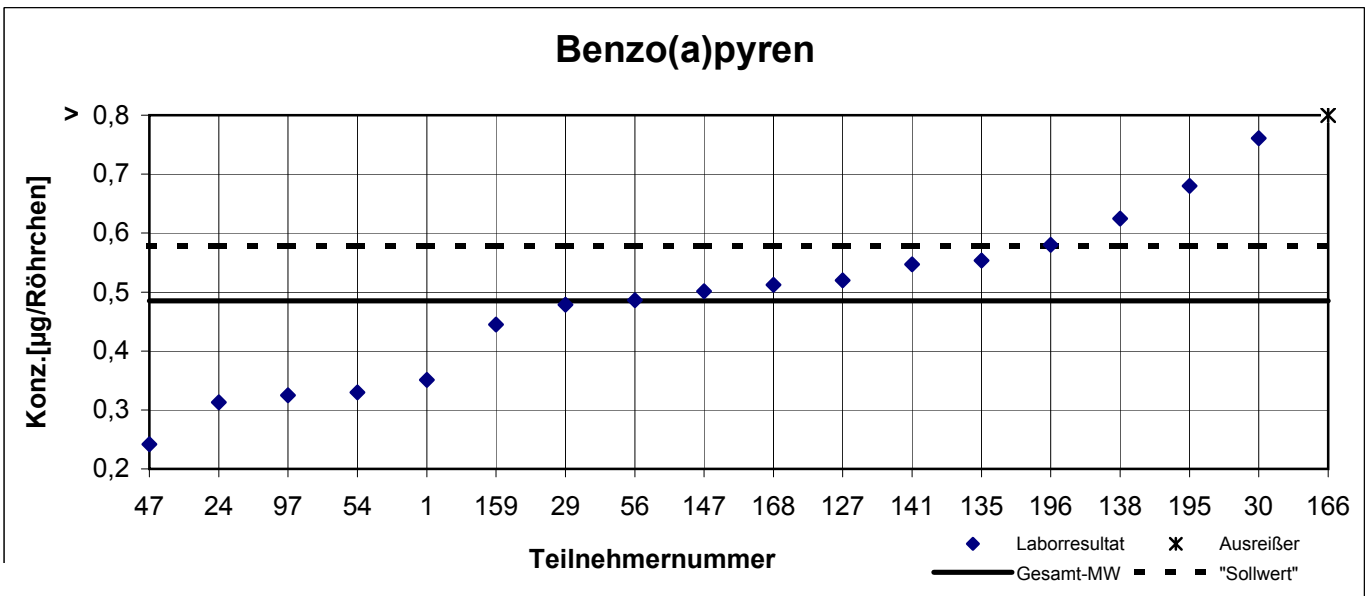
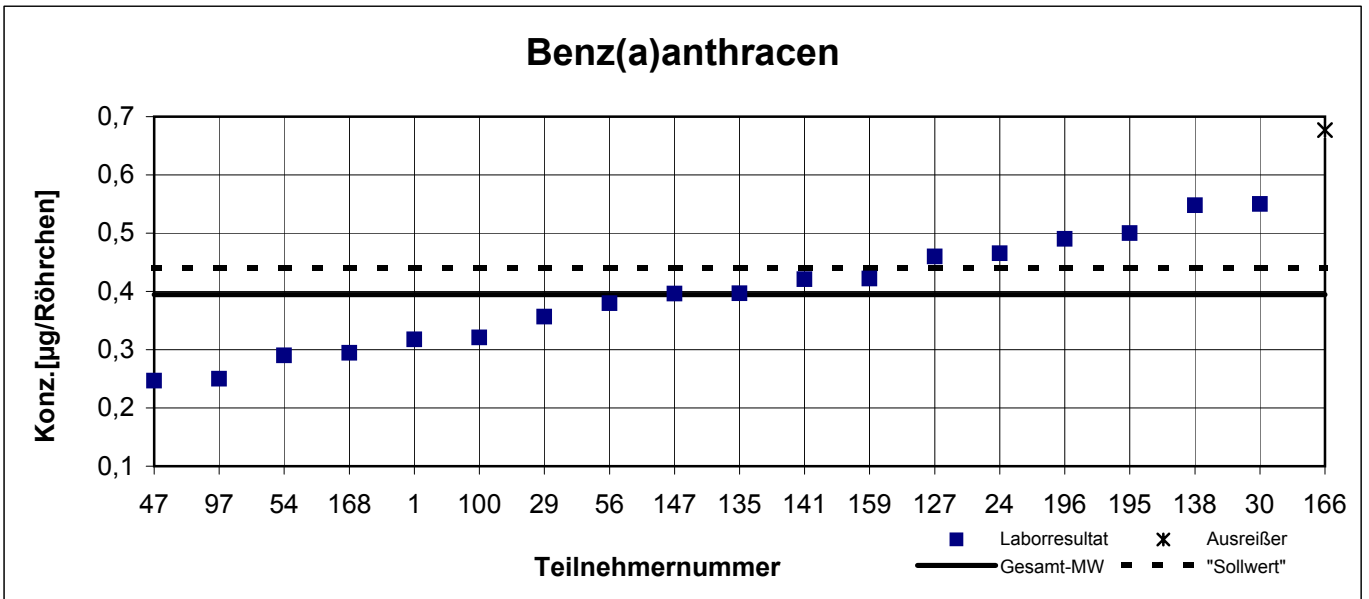
participant number	benz[a]anthracene		benzo[a]pyrene		benzo[e]pyrene		dibenz[ac+ah]-anthracene		anthanthrene*	
	result	z - score	result	z - score	result	z - score	result	z - score	result	z - score
1	0,318	1,0	0,351	1,4	0,335	1,3	0,165	1,0	0,062	k.A.
20	k.A.	k.A.	k.A.	k.A.	k.A.	k.A.	k.A.	k.A.	k.A.	k.A.
24	0,465	0,9	0,313	1,8	0,199	2,8	0,080	3,1	0,034	k.A.
29	0,356	0,5	0,478	0,1	0,474	0,3	0,218	0,3	k.A.	k.A.
30	0,550	2,0	0,761	2,8	0,628	2,0	0,368	3,9	0,171	k.A.
43	k.A.	k.A.	k.A.	k.A.	k.A.	k.A.	k.A.	k.A.	k.A.	k.A.
47	0,247	1,9	0,242	2,5	0,216	2,6	0,096	2,7	k.A.	k.A.
54	0,290	1,3	0,330	1,6	0,517	0,7	0,137	1,7	6,933	k.A.
56	0,380	0,2	0,486	0,0	0,511	0,7	0,219	0,3	0,088	k.A.
97	0,250	1,8	0,325	1,7	0,420	0,3	0,105	2,5	0,070	k.A.
100	0,321	0,9	k.A.	k.A.	0,379	0,8	0,313	2,6	k.A.	k.A.
127	0,460	0,8	0,520	0,4	0,410	0,5	0,270	1,5	k.A.	k.A.
135	0,397	0,0	0,553	0,7	0,640	2,1	0,230	0,6	k.A.	k.A.
138	0,548	1,9	0,625	1,4	0,449	0,0	0,229	0,5	k.A.	k.A.
141	0,421	0,3	0,547	0,6	0,598	1,6	0,291	2,0	k.A.	k.A.
142	k.A.	k.A.	k.A.	k.A.	k.A.	k.A.	k.A.	k.A.	k.A.	k.A.
147	0,396	0,0	0,502	0,2	0,530	0,9	0,211	0,1	k.A.	k.A.
157	k.A.	k.A.	k.A.	k.A.	k.A.	k.A.	k.A.	k.A.	k.A.	k.A.
159	0,422	0,3	0,445	0,4	0,428	0,2	0,188	0,5	0,102	k.A.
166	0,677	3,6	1,108	6,4	0,409	0,5	0,352	3,5	0,001	k.A.
168	0,294	1,3	0,512	0,3	0,521	0,8	0,226	0,5	0,089	k.A.
195	0,500	1,3	0,680	2,0	k.A.	k.A.	0,500	7,1	0,010	k.A.
196	0,490	1,2	0,580	1,0	0,800	3,9	k.A.	k.A.	k.A.	k.A.

values are not included in the evaluation

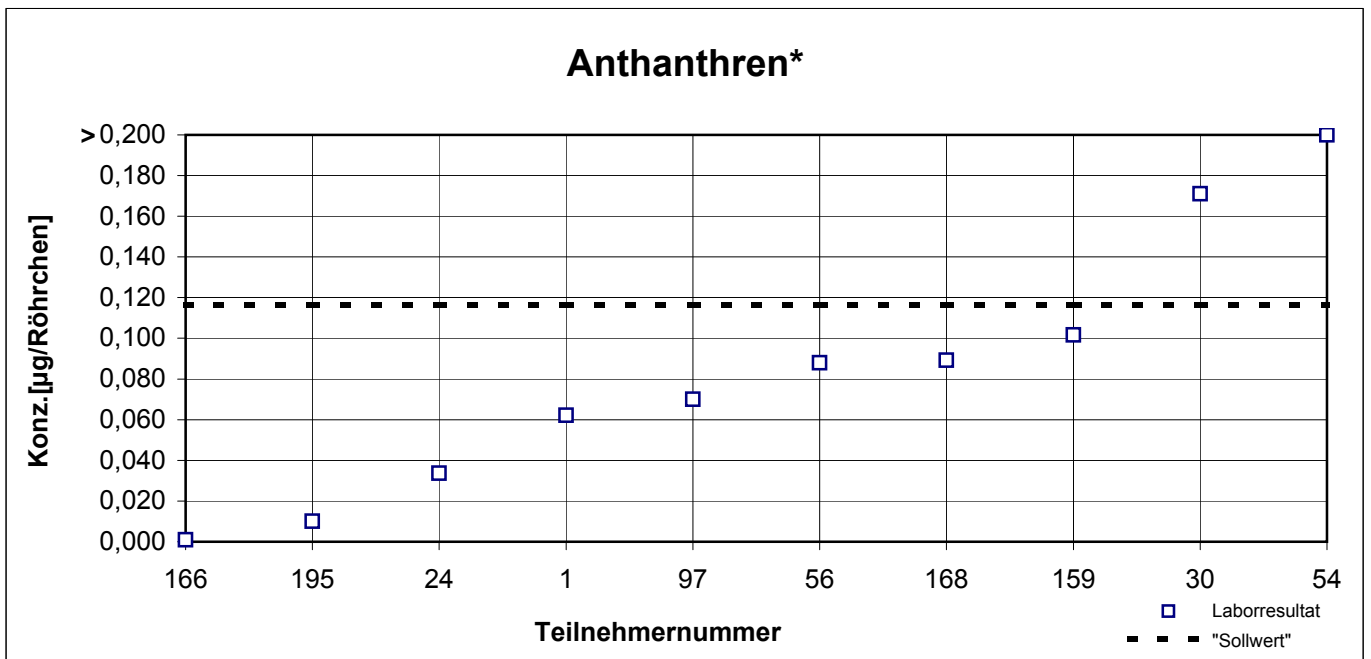
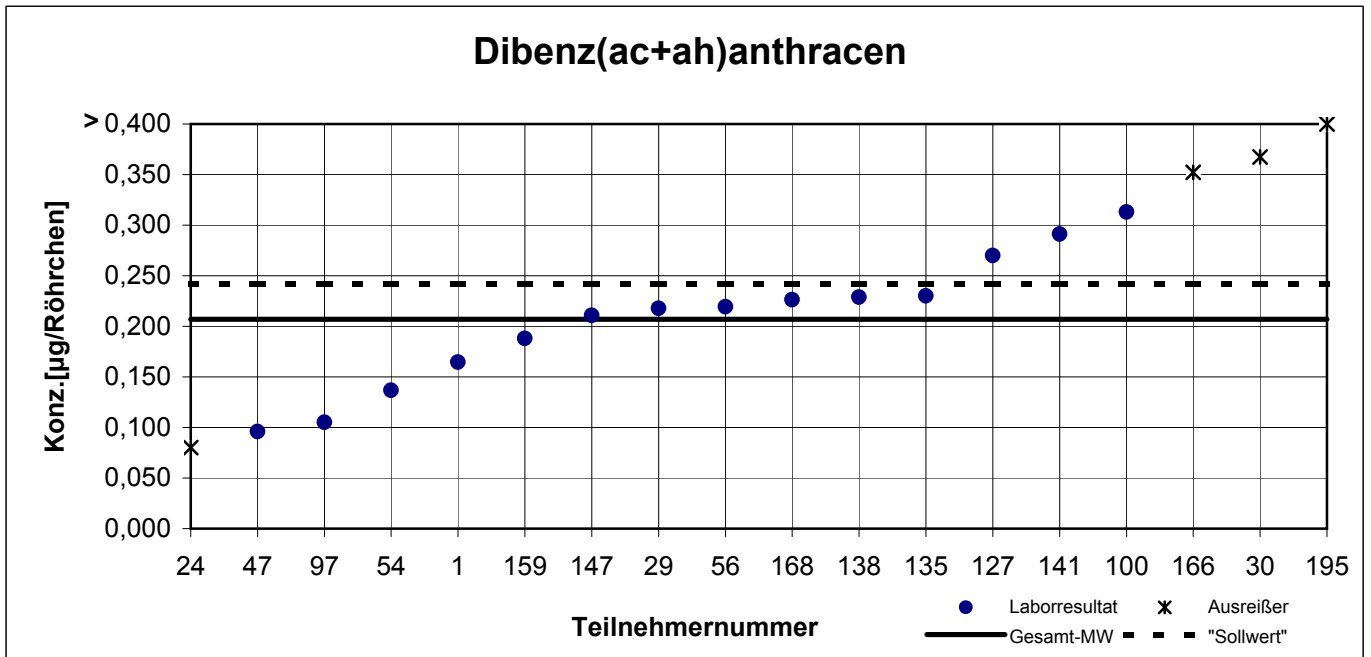
	benz[a]-anthracene	benzo[a]-pyrene	benzo[e]-pyrene	dibenz[ac+ah]-anthracene	anthanthrene*
mean value c_k [µg / sample]	0,654	0,794	0,802	0,232	k.A.
standard deviation S_k [µg / sample]	0,1509	0,2139	0,1704	0,0811	k.A.
relative standard deviation [%]	23,08	26,94	21,26	34,98	k.A.

*see enclosed letter

Laborresultate XAD Röhrchen 3

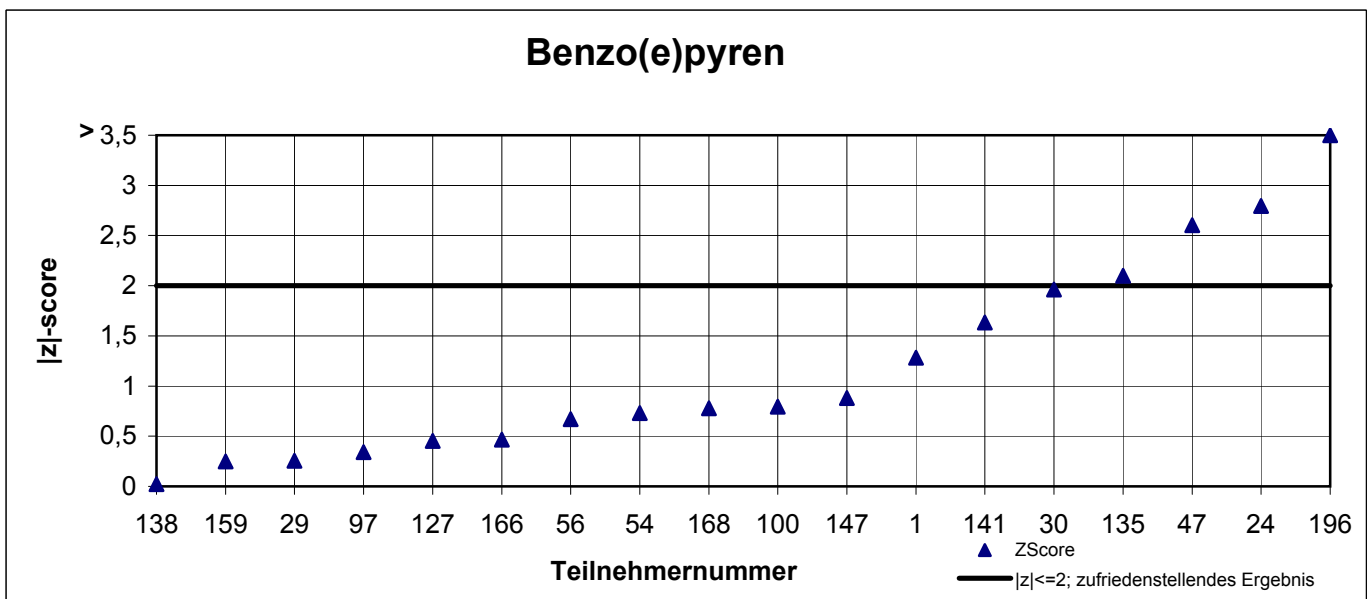
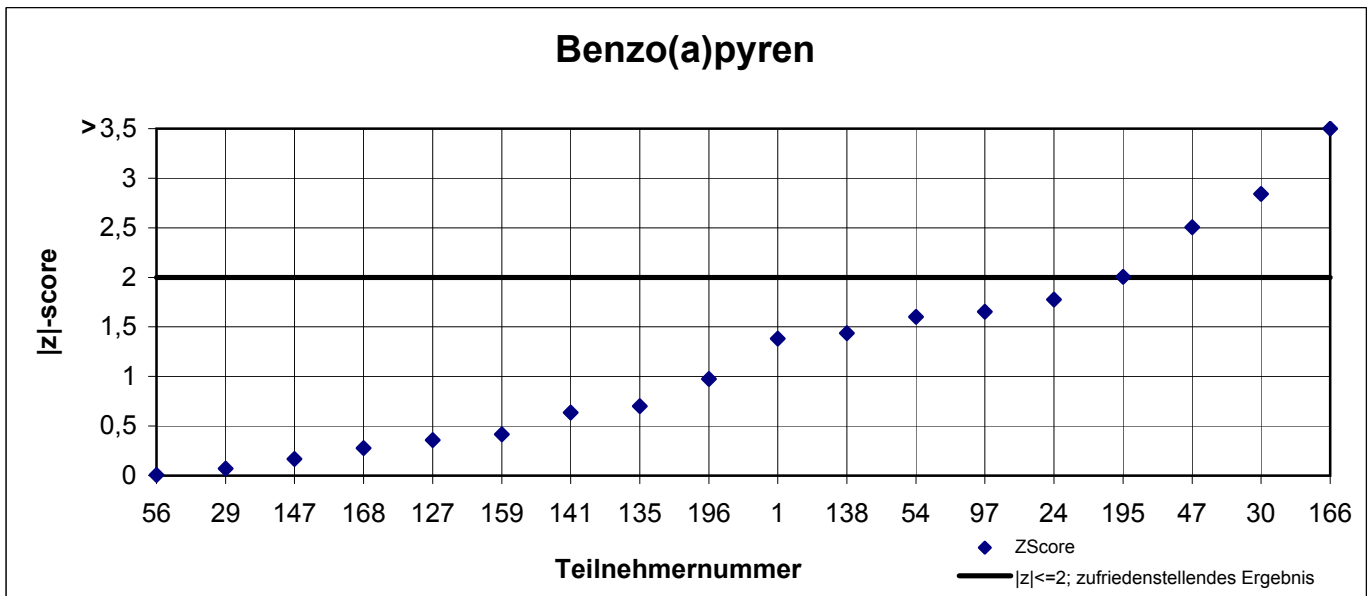
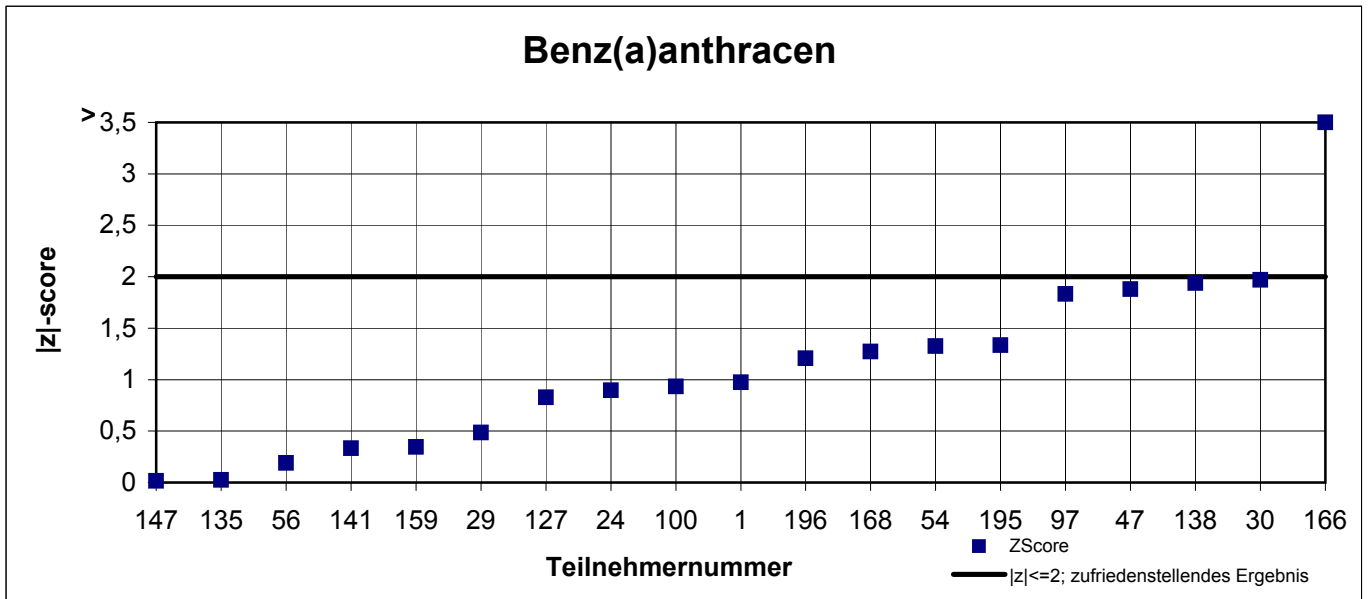


Laborresultate XAD Röhrchen 3

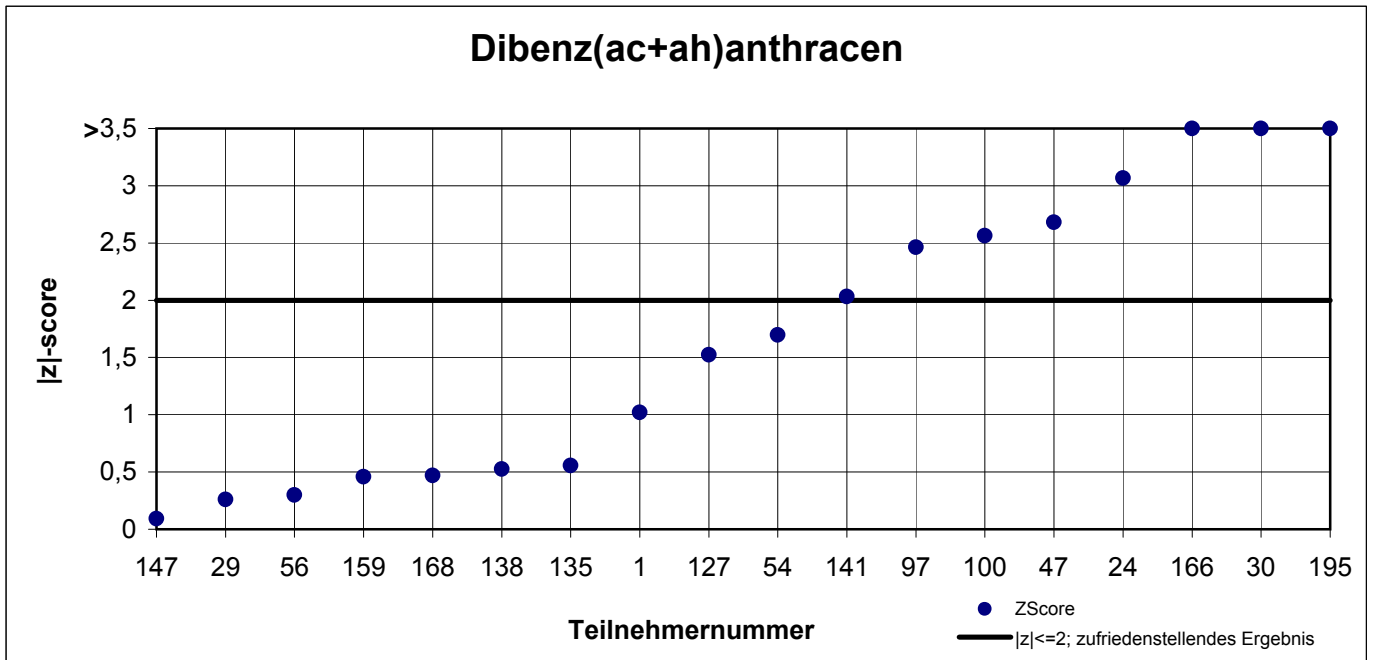


* Aufgrund des geringen Datenmaterials wurden nur die Ergebnisse der Teilnehmer in aufsteigender Reihenfolge dargestellt. Der "Sollwert" entspricht der vom Hersteller aufdotierten Menge.

z-scores XAD Röhrchen 3



z-scores XAD Röhrchen 3



Für Anthanthren wurde kein z-score berechnet (s.Begleitschreiben)